



New Jersey Department of Education
Performance Reports for Educator Preparation

2022

New Jersey City University - CEAS

Certificate of Eligibility with Advanced Standing

The goal of this report is to share the available state data on novice teachers that this Educator Preparation Provider (EPP) recommended for certification. To create the report, the New Jersey Department of Education (NJDOE) has synthesized data from multiple sources. A list of these sources is available at the end of this report. Unless otherwise indicated, the data used in this report represents a one year cohort of teachers who earned a Certificate of Eligibility with Advanced Standing (CEAS) in the 2019-2020 school year who may have been employed in the 2021-2022 school year in a New Jersey public school. For additional details see further explanation in the glossary on the last page.

This report provides information in the following key areas:



Provider Profile

Information that applies to all teacher preparation programs at the institution such as mission and location.



Certified Completer Demographic Information

Demographic information about candidates who completed a program at this institution and earned a teacher certification in New Jersey.



Certification Assessment Results

Data about program completer performance on required licensure assessments.



Full Time Employment Outcomes and Compensation

Data about certified program completer performance on licensure assessments.



Evaluation Results and Impact Data

Evaluation data for certified program completers from the 2019-20 school year employed in the 2020-21 school year.



Glossary



New Jersey Department of Education
Performance Reports for Educator Preparation

2022

New Jersey City University - CEAS
Certificate of Eligibility with Advanced Standing



Provider Profile

Information that applies to all teacher preparation programs at the institution such as mission and location.

Mission^{1a}:

Each and every day, the people at New Jersey City University live our mission by cultivating an understanding of community diversity, tapping our urban setting's vast assets to our students' benefit, and engaging faculty, students and partner organizations in identifying and solving urban challenges. We are wholly dedicated to helping motivated learners build the proficiencies necessary for lifelong success: Effective written and oral communication; quantitative literacy, or the ability to apply mathematical skills in real-world situations; critical thinking; information and technology literacy; responsible citizenship in a culturally complex world; and knowledge within their disciplinary or interdisciplinary fields. At NJCU, every facet of the student experience is designed to help you reach your greatest potential: High-quality educational programs; high expectations for personal accomplishment; experiential learning; personalized services to assist learning; a safe, welcoming environment for growth; and an institutional culture that values teaching excellence, scholarly achievement, creative pursuits, and lifelong learning. The mission at New Jersey City University is to provide a diverse population with an excellent education. The University is committed to the improvement of the educational, intellectual, cultural, socioeconomic, and physical environment of the surrounding urban region and beyond. Established in 1927 as a training school for teachers, today NJCU is among the most comprehensive universities in the state. Located in Jersey City, NJ, and minutes from New York City, NJCU's fully accredited College of Arts and Sciences, Education, Professional Studies, and School of Business offer 43 undergraduate degree programs, 28 master's programs, and 2 doctoral programs, including emerging and interdisciplinary fields. NJCU students engage in rigorous applied-learning experiences that include opportunities to study abroad and cooperative education internships.

^{1a} The mission statement was provided to the NJDOE by the institution through the application process to become an approved teacher preparation provider.

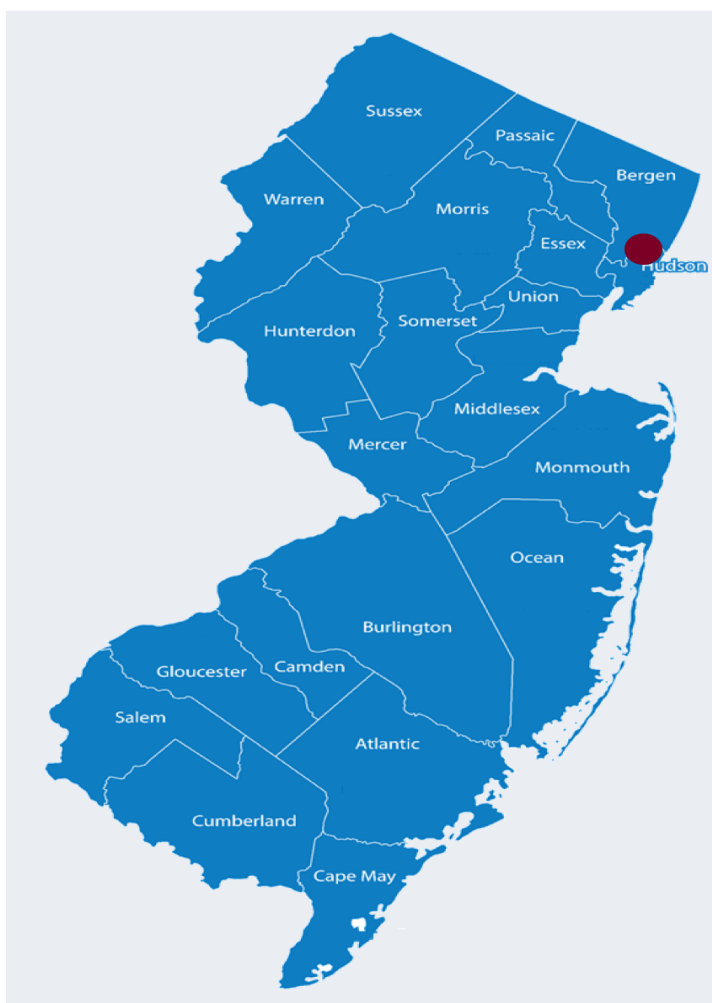


New Jersey City University - CEAS
Certificate of Eligibility with Advanced Standing



Provider Profile

Information that applies to all teacher preparation programs at the institution such as mission and location.



This Provider has **35** Partnerships² with NJ schools or districts and is accredited³.

Financial Aid⁴ Options:

- ✓ AmeriCorps
- ✓ Federal Direct Loans
- ✓ Federal PELL Grants
- ✓ Federal Perkins
- ✓ Federal Work Study
- ✓ Law Enforcement Memorial Scholarship
- ✓ NJ Class Loans
- ✓ NJ Educational Opportunity Fund
- ✓ NJ Governors Industry
- ✓ NJ Governors Urban Scholarship
- ✓ NJ STARS
- ✓ NJ Survivor Tuition Benefits
- ✓ NJ Tuition Aid Grant (TAG)
- ✓ NJ WTC
- ✓ TEACH Grant
- ✓ Title IV Financial Aid
- ✓ Other

Address: 2039 John F. Kennedy Blvd Professional Studies Building,
3rd Floor, Room 301, Jersey City, NJ 07305
Website: <https://njcu.edu>

² A partnership is a formal or informal agreement with a school or district where candidates can complete program requirements. Partnerships are provided by institution.

³ Teacher preparation programs are accredited at least every 7 years.

⁴ More information about financial aid options is available in the [glossary](#) at the end of this report.



New Jersey City University - CEAS
Certificate of Eligibility with Advanced Standing



Certified Completer Demographic Information

Demographic information about candidates who completed a program at this institution and earned a teacher certification in New Jersey.



59 Total Certification Count



58 Total Completer Count



1
Completers with Multiple Certificates

Completers by Gender:


Female 69.0%

Male 31.0%

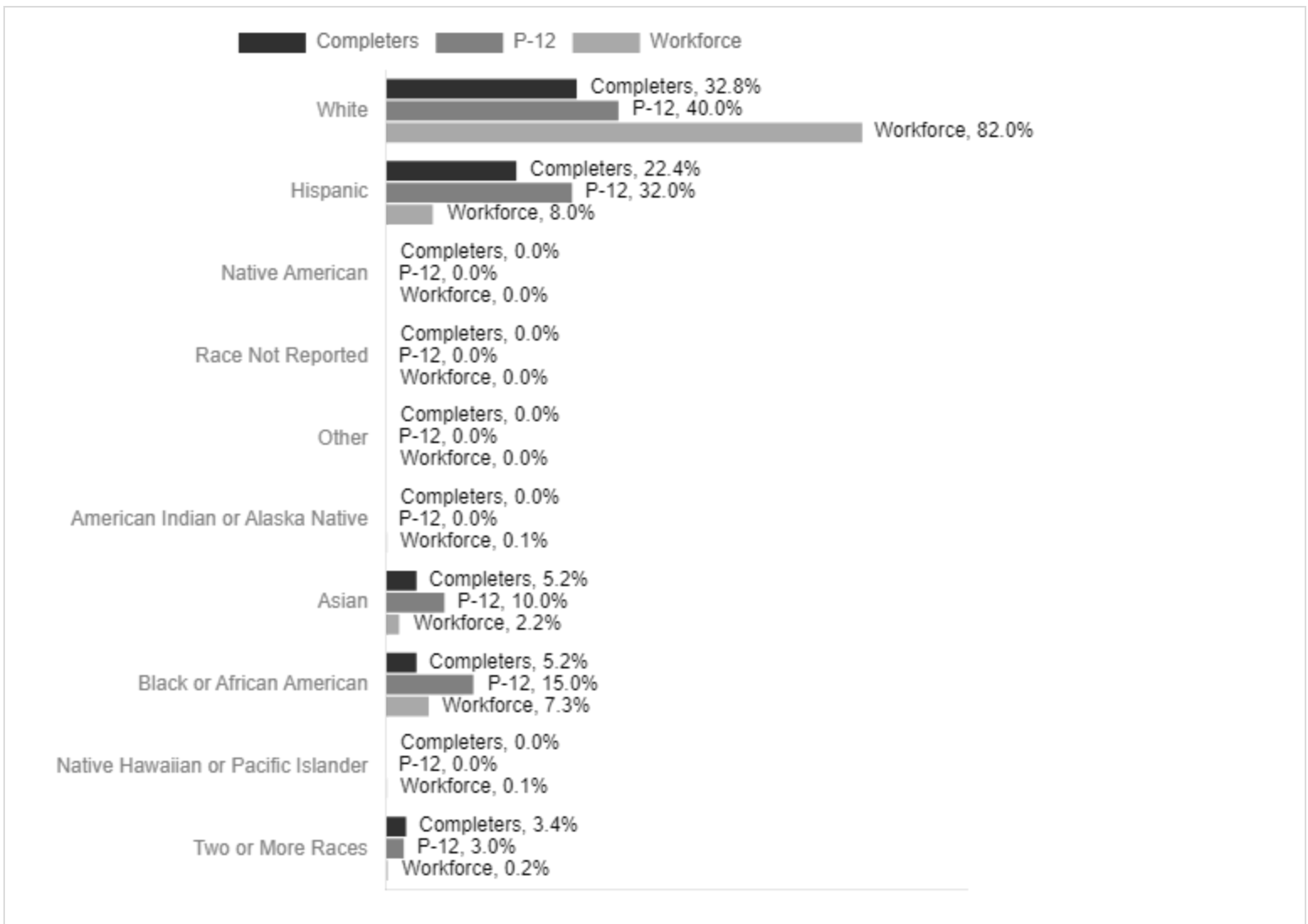
* Note: The NJDOE collects demographic data through NJSMART and TCIS. For more information see the [glossary](#).



New Jersey City University - CEAS
Certificate of Eligibility with Advanced Standing

 **Certified Completer Demographic Information**
Demographic information about candidates who completed a program at this institution and earned a teacher certification in New Jersey.

Populations by Race:



* Note: The NJDOE collects demographic data through NJSMART and TCIS. For more information see the [glossary](#).



New Jersey City University - CEAS
Certificate of Eligibility with Advanced Standing

Certification Assessment Results

Data about program completer performance on required licensure assessments.

Content Assessment

Praxis II⁵ Results:

Praxis II Test	Average Score for Certified Completers	Test Cut Score	State Average Scaled Score	State First-Time Pass Rate ⁷	State Overall Pass Rate ⁸	Provider First-Time Pass Rate ⁷	Provider Overall Pass Rate ⁸
Art: Content Knowledge	*	158	166	64.7	97.1	100	100
Biology: Content Knowledge	*	152	162	78.7	100	100	100
Early Childhood Education	166	156	167	85.3	99.6	60	100
Earth Science: Content Knowledge	*	153	*	33.3	100	0	100
English Language Arts: Content Knowledge	*	167	174	84.9	99.4	83.3	100
General Science: Content Knowledge	*	152	161	73.1	97	60	100
Mathematics Subtest	*	157	175	82.9	100	88.9	100
Mathematics: Content Knowledge	*	160	162	49.4	97.5	80	100
Music: Content Knowledge	*	153	164	89.1	100	88.9	100
Reading and Language Arts Subtest	*	157	168	77.2	99.1	44.4	100
Science Subtest	*	159	168	63.6	96.6	33.3	100
Social Studies Subtest	*	155	164	60.9	97	33.3	100
Social Studies: Content Knowledge	*	157	162	68.7	95.9	25	100

⁵ Praxis Core PRAXIS II is an assessment that meets the basic skills requirement for certification. This data is suppressed if the count of valid scores is less than 10.

⁷ First-Time Pass Rate is the percentage of certified program completers who passed the assessment on their first attempt.

⁸ Overall Pass Rate is the percentage of certified program completers who passed the assessment.



New Jersey City University - CEAS
Certificate of Eligibility with Advanced Standing

Certification Assessment Results

Data about program completer performance on required licensure assessments.

Basic Skills Assessment

Praxis Core Results:

Praxis Core Assessment	Average Score for Program Completers	Test Cut Score	State Average Scaled Score	State First-Time Pass Rate ⁷	State Overall Pass Rate ⁸	Provider First-Time Pass Rate ⁷	Provider Overall Pass Rate ⁸
Core Academic Skills for Educators: Math	166	150	166	64.9	100	65.9	100
Core Academic Skills for Educators: Reading	177	156	177	89	100	92.7	100
Core Academic Skills for Educators: Writing	168	162	170	70.7	100	65.9	97.6

⁶ edTPA is the Commissioner-approved assessment measuring a candidate's ability to prepare a lesson, deliver instruction, and assess student learning.



New Jersey City University - CEAS
Certificate of Eligibility with Advanced Standing



Full Time Employment Outcomes and Compensation

Data about certified program completer performance on licensure assessments.

2019-2020 Persistence⁷ Trend:



Of the **58**
Certified Completers
from the **2019-2020 SY**



39 (67%)
were employed as of
the **2020-2021 SY**

School Level:

16 (41.0%) of those employed completers maintained employment during the **2021-2022 SY** with a median salary of **\$56,850**

District Level:

22 (56.4%) of those employed completers maintained employment during the **2021-2022 SY** with a median salary of **\$56,990**

State Level:

24 (61.5%) of those employed completers maintained employment during the **2021-2022 SY** with a median salary of **\$56,990**

2018-2019 Persistence⁷ Trend:



Of the **58**
Certified Completers
from the **2018-2019 SY**



38 (66%)
were employed as of
the **2019-2020 SY**

School Level:

23 (60.5%) of those employed completers maintained employment during the **2020-2021 SY** with a median salary of **\$56,454.5**

District Level:

25 (65.8%) of those employed completers maintained employment during the **2020-2021 SY** with a median salary of **\$55,389**

State Level:

26 (68.4%) of those employed completers maintained employment during the **2020-2021 SY** with a median salary of **\$55,389**

⁷ Candidates who continued with their employment at the school, district, or state level from one year to the next.

* Note: The NJDOE collects demographic and salary data through NJSMART and TCIS. Salary data is suppressed if the average salary of Full Time Employed Teachers (FTE) in a region is less than \$30,000 and the count of FTE Teachers is greater than 0. If the count of FTE Teachers is 0, then N/A will appear in the cell. For more information see the [glossary](#).



New Jersey City University - CEAS
Certificate of Eligibility with Advanced Standing



Full Time Employment Outcomes and Compensation

Data about certified program completer performance on licensure assessments.

Employment by Certification Count:

Category	Count of Certified Individuals	Employed as of October 15, 2021	Percent Employed as Teachers
Candidate Earned Two or More Certifications	1	1	100.0%
Candidate Earned One Certification	57	38	66.7%
Candidate Earned One or More Certifications	58	39	67.2%

Employment by Certification Area:

Category	Count of Certified Individuals	Employed as of October 15, 2021	Percent Employed as Teachers
All Programs	58	39	67.2%
Elementary School	9	7	77.8%
Teacher of Biological Science	5	3	60.0%
Teacher of Dance, Art, Music, or Theater	13	8	61.5%
Teacher of Earth Science	1	1	100.0%
Teacher of English	6	3	50.0%
Teacher of Mathematics	5	3	60.0%
Teacher of Preschool through Grade 3	15	12	80.0%
Teacher of Social Studies	4	2	50.0%
Teacher of Students with Disabilities	1	1	100.0%

* Note: The NJDOE collects demographic and salary data through NJSMART and TCIS. A candidate may be included in multiple employment counts if they have earned more than one certificate.



New Jersey City University - CEAS
Certificate of Eligibility with Advanced Standing



Full Time Employment Outcomes and Compensation

Data about certified program completer performance on licensure assessments.

Compensation by Region:

Category	Number of Teachers	Median Salary (all teachers)	Median Salary (employed program completers)
Northern Region	23	\$57,115	\$56,990
Central Region	2	\$55,637	\$59,726
Undefined Region	4	\$50,504	\$49,608

Employment by School Classification:

Category	Employed as of October 15, 2021	Percent Employed as Teachers	Percentage Employed Statewide
Comprehensive Support and Improvement ⁸	0	0.0%	1.7%
Not Classified	36	92.3%	97.4%
Targeted Support and Improvement ⁹	3	7.7%	0.9%

⁸ Comprehensive Support and Improvement - Overall Low Performing: Schools with a summative score in the bottom 5% of Title I schools or schools with a four-year graduation rate of 67% or less

⁹ Targeted Support and Improvement - Schools with one or more student group with a summative score that would be in the bottom 5% of Title I schools or schools with one or more students group that missed annual targets or standards for all indicators for two years in a row

* Note: The NJDOE collects demographic and salary data through NJSMART and TCIS. A candidate may be included in multiple employment counts if they have earned more than one certificate. Information about regions is available in the [glossary](#) and information about school classification is available on the NJDOE website.



New Jersey City University - CEAS
Certificate of Eligibility with Advanced Standing



Full Time Employment Outcomes and Compensation

Data about certified program completer performance on licensure assessments.

Employment by School Category:

Category	Employed as of October 15, 2021	Percent Employed as Teachers	Percentage Employed Statewide
Charter	5	12.2%	5.0%
District	18	43.9%	15.5%
Other	17	41.5%	79.2%
Vocational	1	2.4%	0.2%

* Note: The NJDOE collects demographic and salary data through NJSMART and TCIS. A candidate may be included in multiple employment counts if they have earned more than one certificate. Information about school categories is available on the NJDOE website.



New Jersey City University - CEAS
Certificate of Eligibility with Advanced Standing



Full Time Employment Outcomes and Compensation

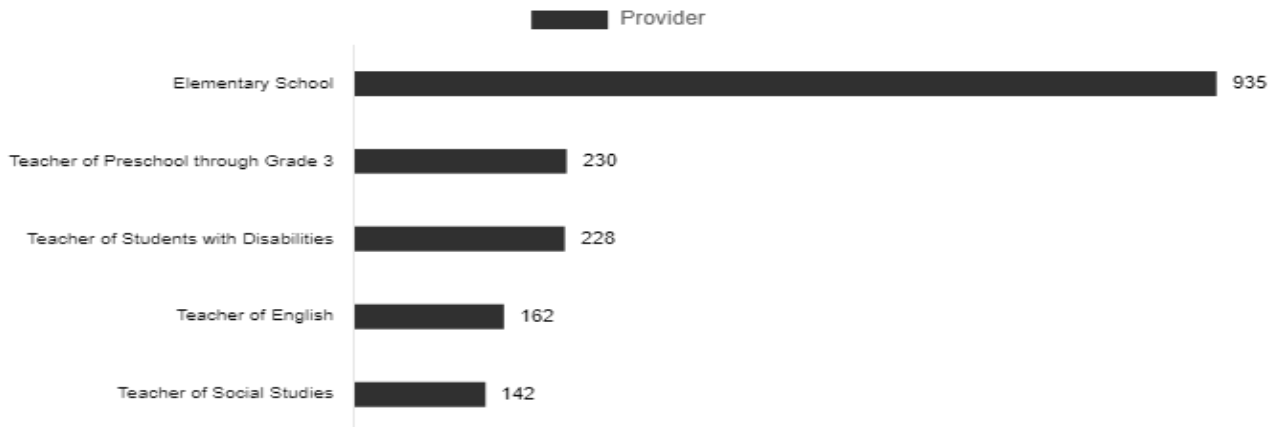
Data about certified program completer performance on licensure assessments.

Employment for Largest Five Programs: Provider



Employment for Largest Five NJ CEAS Programs

The following table represents the count of unique completers by certification area in the five largest programs represented in this report



* Note: The NJDOE collects employment and certification data through NJSMART and TCIS. A candidate may be included in multiple employment counts if they have earned more than one certificate.



New Jersey City University - CEAS
Certificate of Eligibility with Advanced Standing



Evaluation Results and Impact Data

Evaluation Results and Impact Data for the 2020-2021 school year.

Summative scores in the 2020-2021 school year were not based on student growth due to the circumstances related to the COVID-19 public health emergency. Therefore, this data is not being included in this report.

Highly Effective Score: 3.50-4.00 Score: 2.65-3.49 Score: 1.85-2.64 Score: 1.00-1.84 (Not Evaluated)

Summative Score

Summative scores are based on multiple measures of student achievement and teacher practice. While all teachers receive an annual summative evaluation, the components used to determine the summative score vary depending on the grades and subjects that educators teach.

Highly Effective: 0
Effective: 0
Partially Effective: 0
Ineffective: 0
NE: 0

No Data to Display at this Time.

Teacher Practice Score

Practice is measured by performance on a teacher practice instrument, which is used to gather evidence primarily through classroom observations and pre/post-conferences. Districts have the flexibility to choose from a growing list of state-approved instruments.

Highly Effective: 0
Effective: 0
Partially Effective: 0
Ineffective: 0
NE: 0

No Data to Display at this Time.

Teacher SGP Score

Median Student Growth Percentile (mSGP) scores are one of the multiple measures of student achievement for qualifying teachers of 4th-8th-grade Language Arts and 4th-7th-grade Math.

Highly Effective: 0
Effective: 0
Partially Effective: 0
Ineffective: 0
NE: 0

No Data to Display at this Time.

Teacher SGO Score

The combined score for a teacher's Student Growth Objectives as assessed by the district's evaluation system for assigning teacher or principal performance ratings.

Highly Effective: 0
Effective: 0
Partially Effective: 0
Ineffective: 0
NE: 0

No Data to Display at this Time.

Note: Teachers classified as "NE (Not Evaluated)" are not included in the charts but are included in Counts.

Note: Data has been suppressed where the number of teachers is fewer than 10 to ensure the privacy of individual teachers.



* Glossary

Term	Definition
Accreditation	Teacher preparation programs are accredited at least every 7 years. An institution that has a professional education unit and has completed successfully a review process by a national professional organization recognized by the Council on Higher Education Accreditation or approved by the Commissioner. The institution must meet State, professional, and institutional standards as determined by a review of its individual programs and overall capacity to prepare education professionals.
CEAS Educator Preparation Program	A program provided by an accredited higher education institution. This program primarily occurs prior to a candidate actively working under a provisional certificate.
Certificate of Eligibility with Advanced Standing (CEAS)	A certificate with lifetime validity issued to persons who have completed degree, academic study, applicable test requirements, and CEAS educator preparation programs for certification. The CEAS permits the applicant to seek and accept employment in positions requiring certification.
Comprehensive Support and Improvement	Overall Low Performing: Schools with a summative score in the bottom 5% of Title I schools or schools with a four-year graduation rate of 67% or less
Data Collection and Reporting	<p>The New Jersey Department of Education (NJDOE) collects and aggregates the data used for this report from multiple sources. Suppression rules have been applied for the assessment, compensation, and evaluation data included in this report to prevent the identification of individuals and the disclosure of their personal information. The NJDOE collects:</p> <ul style="list-style-type: none"> • Certification data from EPPs and individuals through the Teacher Certification Information System (TCIS), which contains all information regarding the certification status of teachers who have applied for and/or hold a New Jersey certification. • Employment and Compensation data from school districts through the staff-level Standards Measurement and Resource for Teaching (NJSMART) data system. • Higher Education data from the Office of the Secretary of Higher Education's (OSHE) Student Unit Record (NJSURE) system. OSHE collects data from Institutions of Higher Education (IHE's), but not all IHEs are required to submit data to the NJSURE database. Non-submitting institutions have been noted in the report. • Program level data from EPPs through the teacher preparation program approval process. • School level category data is calculated using growth and proficiency data. This data includes student assessment data, graduation rates, and student growth over time. • Student level demographic data from school districts through the student student-level Standards Measurement and Resource for Teaching (NJSMART) data system.
edTPA	<p>Educative Teacher Performance Assessment (edTPA) is the Commissioner-approved assessment measuring a candidate's ability to prepare a lesson, deliver instruction, and assess student learning.</p> <p>In June of 2014, regulations requiring teacher candidates to pass a performance assessment in order to gain licensure were adopted. In December of 2015 edTPA was selected as the Commissioner- approved assessment. On August 3, 2016 the State Board of Education voted to set the cut score on the Commissioner-approved performance assessment, edTPA. As of September 1, 2017, successful completion of the performance assessment will be required for all candidates seeking a Certificate of Eligibility with Advanced Standing (CEAS) and Certificate of Eligibility (CE) holders will be required to successfully complete the performance assessment before earning a standard certificate.</p>
Evaluation	A combination of scores (Student Growth Percentile (mSGP), teacher practice, and student growth objective) that provide a look into teacher effectiveness.
Evaluation: Annual Summative Evaluation Rating	An annual evaluation rating that is based on appraisals of educator practice and student performance, and includes all measures captured in a teaching staff members evaluation rubric. The four summative performance categories are highly effective, effective, partially effective, and ineffective.
Evaluation: Student Growth Objective (SGO)	An academic goal that teachers and designated supervisors set for groups of students.
Evaluation: Student Growth Percentile (SGP)	A specific metric for measuring individual student progress on Statewide assessments by tracking how much a students test scores have changed relative to other students Statewide with similar scores in previous years.



* Glossary

Term	Definition
Evaluation: Teacher Practice Score	Performance on a state-approved teacher practice instrument (e.g., Danielson, Marzano, et al.), which is used to gather evidence primarily through classroom observations.
Expired Assessments	When the State Board of Education adopts a resolution to replace a required PRAXIS II test, the replaced test becomes expired. In cases where an individual earns a passing score on the previously required test.
Financial Aid	<ul style="list-style-type: none"> • AmeriCorps – A national network of national service programs, made up of three primary programs that each take a different approach to improving lives and fostering civic engagement. Members commit their time to address critical community needs like increasing academic achievement, mentoring youth, fighting poverty, sustaining national parks, preparing for disasters, and more. • Federal Direct Loans – Formerly known as Stafford Loans, the William D. Ford Federal Direct Subsidized and Unsubsidized Loans are available to help pay for educational expenses. • Federal PELL Grants – The federal Pell Grant Program provides need-based grants to low-income undergraduate and certain post baccalaureate students to promote access to post secondary education. • Federal Perkins – A Federal Perkins Loan is a low-interest loan for both undergraduate and graduate students in need that helps students finance the costs of postsecondary education. • Federal Work Study – Federal Work-Study provides part-time jobs for undergraduate and graduate students with financial need, allowing them to earn money to help pay education expenses. The program encourages community service work and work related to the student's course of study. • Law Enforcement Memorial Scholarship – The Law Enforcement Officer Memorial (LEOM) Scholarship benefits dependent children of NJ law enforcement officers killed in the line of duty. • NJ Class Loans – The Higher Education Student Assistance Authority offers the NJ Class Family Loan for Higher Education to help students pay for college costs not already covered by other sources. • NJ Educational Opportunity Fund – The Educational Opportunity Fund provides financial assistance and support services to students from educationally and economically disadvantaged backgrounds who attend institutions of higher education in the State of NJ. • NJ Governors Industry – The Governor's Industry Vocations Scholarship (NJ-GIVS) pays up to \$2,000 and year or up to the cost of tuition, less any federal, State, or institutional aid in an eligible certificate or degree program at one of NJ's eligible institutions. The scholarship is funded by the Schools Development Authority (SDA) and administered in partnership with the Higher Education Student Assistance Authority (HESAA) to benefit women and minority students pursuing a certificate or degree in a construction-related field. • NJ Governors Urban Scholarship Program – The Governor's Urban Scholarship Program is a merit-based scholarship program that benefits students in NJ's economically-challenged communities. Recipients must rank within the top 5% of their class and have a cumulative grade point average of 3.0 or higher, plus be a permanent resident of one of the designated NJ communities who will enroll in an approved NJ college, university, or degree-granting proprietary school. • NJ STARS – NJ Student Tuition Assistance Reward Scholarship. This initiative exclusively provides NJ's highest achieving students with free tuition at their home community colleges. • NJ Survivor Tuition Benefits – Survivor Tuition Benefits Program (STB) helps eligible children and spouses of NJ firefighters, emergency service workers, and law enforcement officers killed in the line of duty to earn a bachelor's degree. • NJ Tuition Aid Grant (TAG) – This is a need-based grant awarded to NJ residents. The award amount varies depending on financial need, cost of attendance, and available funding. • NJ WTC – The WTC scholarship benefits dependent children and surviving spouses of NJ residents who were killed or died as a result of injuries sustained by the terrorist attacks against the U.S. on September 11, 2001. The award also benefits the dependents of those who died as a result of illness caused by exposure to the attack sites. • TEACH Grant – The Teacher Education Assistance for College and Higher Education program provides grants to students who agree to teach for four years at an elementary, secondary, or educational service agency that serves students from low-income families. • Title IV Financial Aid – Title IV is a term that refers to federal financial aid funds.
Partnership	A formal or informal agreement with a school or district in New Jersey in which candidates may complete program requirements.
Praxis II	Subject-specific assessments that measure a teaching candidate's content knowledge for the endorsement(s) sought.
Program Completer	Individuals who have successfully completed an approved teacher preparation program to earn certification in New Jersey.
Program Provider	The hosting organization for an educator preparation program.
Targeted Support and Improvement	Schools with one or more student group with a summative score that would be in the bottom 5% of Title I schools or schools with one or more students group that missed annual targets or standards for all indicators for two years in a row