



International Student Orientation Spring 2024

www.njcu.edu/internationalstudents



Craig Katz, ckatz@njcu.edu

Director of International Programs, PDSO
(Primary Designated School Official) and RO
(Responsible Officer)

Dr. Vera Dika, vdika@njcu.edu

International Programs Specialist, DSO
Professional Studies 414

Most appointments are by Zoom. Please
email to schedule



Orientation Objectives:

- To provide you with information to help you maintain your legal immigration status.
- To introduce NJCU's programs and services.
- This presentation is available at www.njcu.edu/internationalorientation

What We Do:

- **IMMIGRATION ADVICE:** Offer you advice on your nonimmigrant status and important rules and regulations.
- **SUPPORT:** Help you resolve problems and share your concerns with the University administration.



- Your primary purpose here is to **study**.
- We are here to give you information and support, but your immigration status is your responsibility.
- **The DSO's job is to give you advice- do not take advice from friends, relatives, or the internet.**
- Please ask before you do anything. If we don't know the answer, we'll find it.



Things You Need to Know and Do

GothicNet:

Are you able to log into GothicNet and your NJCU email?

Blackboard:

Blackboard <https://www.njcu.edu/academics/online-learning/blackboard> is the website where NJCU professors post assignments. Be sure you can log into Blackboard.

- If you are not living on campus, send me your address.
- Send me your US phone number
- If you change your address or phone #, you **MUST** let us know



Insurance:

Insurance is required for J visa students only. It is strongly recommended for F visa students

Insurance options are on our website www.njcu.edu/i-healthinsurance

Business Classes:

All Business classes are at the School of Business, which is a 20 minute ride on the light rail train. Please check your schedule to make sure there is sufficient time to travel between campuses.

Undergraduate Transfer Students:

If you are transferring classes from another University, meet with your academic advisor to be sure that they match NJCU requirements.

Semester Schedule:

- Classes begin: January 16
- Final day to Add/Drop classes: January 23
- Spring Break: March 4-10
- Last day to withdraw from a class: April 15
- Final Exam Week: May 7-13
- Spring semester ends: May 13. Students should plan to leave campus then. A short extension is possible.
https://www.njcu.edu/sites/default/files/docs/2024-01/UGRD_SPRING_2024_Academic_Calendar_1-8-2024.pdf
- Graduation Ceremony: May 15

Bills:

- Start to make payments or set up a payment plan immediately
- Bills can be paid by check/ cash at the Bursars Office ONLY
- Credit card payments are ONLY accepted on line
- Contact us about payment options
- Some adjustments aren't made yet. If you have a scholarship and it does not show on your bill, let us know

Exchange Students:

- Bills should be room, G6 meal plan, and some fees ONLY

G6 Meal Plan

All on-campus international students have a G6 meal plan

- \$1,100 on-campus dining
AND
- \$1,100 GrubHub/online food orders

Must have a US phone #



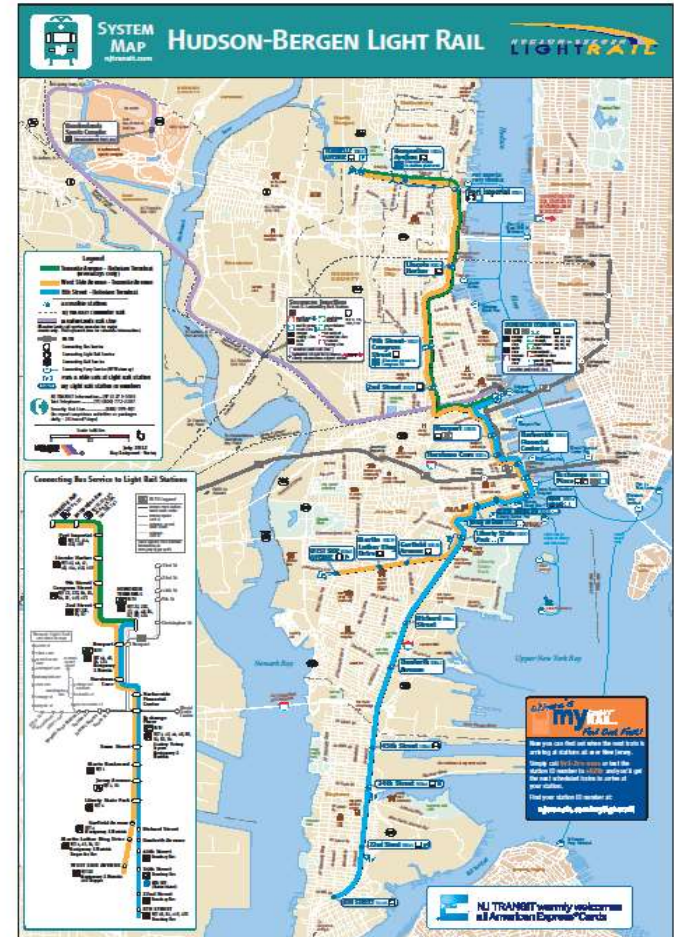
Limited Food Service January 12- 15

11:00 – 14:00



Area Map

Learn area public transportation-
Light Rail train, PATH train,
busses



Public Transportation

www.njtransit.com

- Single ticket
- Light Rail
- Bus
- Monthly pass
- Student pass



The screenshot shows the NJ TRANSIT website interface. At the top, there is a navigation bar with links for 'My Transit', 'Sign Up', and 'Log In'. Below this is a search bar with the text 'Enter Search Term' and a 'SEARCH' button. The main navigation menu includes 'Schedules & Fares', 'Alerts & Advisories', 'Ticket Options', 'Rider Tools', 'Maps', 'Accessibility', 'Contact Us', and 'Police'. A dropdown menu is open under 'Ticket Options', listing various options: 'Quik-Tik | Tickets by Mail', 'Rail Tickets', 'Bus Tickets', 'Light Rail Tickets', 'MyTix Mobile Ticketing', 'Meadowlands Ticketing', 'Contactless Payments', 'Group Sales', and 'Student Pass'. The 'Student Pass' option is highlighted. Below the dropdown menu, there is a large banner with the text 'Special Savings for Students' and 'Student Pass' in a stylized font. To the right of the banner is a photograph of a diverse group of young people. At the bottom of the page, there is a small text block explaining the student discount program and a GEICO logo.


Full-time college students can save 25 percent on NJ TRANSIT Monthly Passes when their school participates in our University Partnership Program. Getting the discount is simple. Enroll through the participating college's website in our Quik-Tik online pass program for a monthly rail, bus, or light rail pass. The colleges listed are already partners in the program.

• Atlantic Cape Community College • Montclair State University



University Offices and Services

The John Moore Athletic & Fitness Center (JMAC)





Problems with Computers, Email, Gothic Net, ID and Password ?

Student computer support-
Professional Studies Building
room 101



Advisement Center

Undergraduate students- need to change your class schedule?

Please let them know you are an international student

Vodra Hall

Graduate students-
contact your program
advisor





ID Cards

Campus Card Services
Hepburn Hall Room 114
201-200-2273
Gothiccard@njcu.edu



GET Mobile 
The CBORD Group, Inc
#133 in Finance
★★★★★ 3.8 + 810 Ratings
Free

GET App
View Account
Add Funds
Report lost card
Open Doors
Pay for meals



Mail Services

Mailing Address:

Your Name

Address 1: 2039 John F. Kennedy Blvd

Address 2: Residence Hall & Room #

Jersey City, NJ 07305

Example:

Jane Doe

2039 John F. Kennedy Blvd

West Campus Village 634

Jersey Ctiy, NJ 07305

Monday - Friday, 9 a.m. - 4:30 p.m.

201-200-2094

mailservices@njcu.edu

Hepburn Hall

Room 145

Mail lockers are in Vodra Hall:



Packcity

[EXTERNAL]Your package is available in the Packcity locker

Tue 8/24

CAUTION: This email originated from outside the University. Do...

Inbox

Health and Wellness Center

Vodra Hall

www.njcu.edu/hwc





HWC Services

- University Physician is available part-time
- The schedule is available at the HWC
- Services:
 - First aid and minor urgent care
 - Health information
 - Referrals to off-campus clinics, specialists, testing facilities, and pharmacies

Immunization Requirements

Every student is required to complete the **NJCU Entrance Health Form** and **must submit proof of immunizations**

MMR (Measles, Mumps, Rubella) : proof of vaccination for Measles, Mumps, and Rubella (2 doses)

Hepatitis B: 3 vaccinations for Hepatitis B or a blood test showing you have immunity

Meningitis Immunization is required for students who live on campus

* All students must have all vaccinations completed or they cannot register for next semester classes

Department of Public Safety

- Rossey Hall Room 115
- Open 24 hours a day,
7 days a week
- 201-200-3128
- NJCU.edu/dps



Public Safety Services:

- Security escorts are provided across campus and from the Westside Ave train station.
- CCTV Cameras monitor and record the interior and exterior of campus buildings
- All Public Safety personnel are trained in CPR, AED, and Fire Safety equipment.
- Rave Alert Mobile System enables the NJCU community to receive emergency notifications

Safety Is Everyone's Business

- See something / Say something
- Secure your personal belongs
- Don't prop open doors
- Report suspicious activity or persons
- Be aware of your surroundings
- Use the Buddy System & Safe Ride Shuttle Service

Immigration Information

- Passport
- Visa and entry stamp
- Form I-94
- Form I-20 or Form DS-2019



- Your passport **MUST** be valid at all times. Your passport must be valid **AT LEAST 6 months** into the future.
- If you need to renew your passport, contact your government's consulate in New York or embassy in Washington.
- If your passport is lost or stolen, you **MUST** contact the local police to get a report and your Consulate or Embassy, as well as letting us know.
- If you renew your passport, send a copy of the new ID page to me.



- Visas are issued only outside of the United States at US Consulates and Embassies abroad. **You cannot get or renew a visa in the US.**
- Your visa must be valid on the day of entry into the US.
- **You can remain in the US with an expired visa as long as your I-20 or DS-2019 has not expired.** You do not have to leave the US when your visa expires, but if you leave the US, you must get a new visa to re-enter.



When you are admitted to the US, your passport is stamped with F-1 D/S or J-1 D/S.

- D/S means “Duration of Stay”. This means that you can remain in the US as long as you continue in your program of study.
- If your passport does not have this notation on it or if has an expiration date stamped on it, let me know.



- The I94 shows your 11 digit admission number and your immigration status at the port of entry.
- Get yours at: <https://i94.cbp.dhs.gov/I94>
- Keep a copy for your records. You will need this for a drivers license, social security card, employment, etc.



U.S. Customs and Border Protection
Securing America's Borders

CBP No. 1001-0111
Expiration Date: 11/03/2014

Admission (I-94) Number Retrieval

Admission (I-94) Record Number: 04609346630
Admit Until Date: D-5

Details provided on Admission (I-94) form:


Family Name: [REDACTED]
First (Given) Name: [REDACTED]
Birth Date: [REDACTED]
Passport Number: E03240791
Passport Country of Issuance: China
Most Recent Date of Entry: 2013 August 20
Class of Admission: Ft

- ▶ Effective April 26, 2013, DHS began automating the admission process. An alien lawfully admitted or paroled into the U.S. is no longer required to be in possession of a preprinted Form I-94. A record of admission printed from the CBP website constitutes a lawful record of admission. See 8 CFR § 1.4(b).
- ▶ If an employer, local, state or federal agency requests admission information, present your admission (I-94) number along with any additional required documents requested by that employer or agency.
- ▶ Note: For security reasons, we recommend that you close your browser after you have finished retrieving your I-94 number.
- ▶ Accessibility

Does your name match your passport?



Are your program and end date correct?



U.S. Immigration and Customs Enforcement		Form I-20 (Rev. 08/22/16)	
SEVIS ID: N0004720633			
SURNAME/PRIMARY NAME Dang, H.	GIVEN NAME Dang, H.	Class of Admission F-1 ACADEMIC AND LANGUAGE	
PREFERRED NAME Dang, H.	PASSPORT NAME Dang, H.		
COUNTRY OF BIRTH Vietnam	COUNTRY OF CITIZENSHIP Vietnam		
DATE OF BIRTH 04 MAY 1995	ADMISSION NUMBER 1611147444000		
FORMER U.S. RESIDENCE UNFILLED: AFFIDAVIT	LEGACY NAME		
SCHOOL INFORMATION			
SCHOOL NAME DIVE School For Advanced DIVE Studies	SCHOOL ADDRESS 5022 Sandy Lane, Ft. Washington, PA 19384		
SCHOOL OFFICIAL TO CONTACT ON ARRIVAL Dang, H.	SCHOOL CODE AND APPROVAL DATE D11147444000 04 APRIL 2016		
PROGRAM OF STUDY			
EDUCATION LEVEL BACHELOR'S	MAJOR 1 Biology and Philosophy of Science and Technology 14.014	MAJOR 2 None 00.0000	
PROGRAM ENGLISH PROFICIENCY Required	ENGLISH PROFICIENCY NOTES Satisfied in proficiency	EARLIEST ADMISSION DATE 04 APRIL 2016	
START OF CLASSES 01 JUNE 2016	PROGRAM START/END DATE 04 MAY 2016 - 31 MAY 2016		
FINANCIALS			
ESTIMATED AVERAGE COSTS FOR 9 MONTHS		STUDENT'S FUNDING FOR 9 MONTHS	
tuition and Fees	\$ 15,000	Personal Funds	\$ 15,000
Living Expenses	\$ 4,000	Funds From This School	\$ 0
Expenses of Dependents (if any)	\$ 0	Funds From Another Source	\$ 0
Other	\$ 0	On-Campus Employment	\$ 0
TOTAL	\$ 19,000	TOTAL	\$ 15,000
REMARKS			
SCHOOL ATTESTATION			
I certify under penalty of perjury that all information provided above was correct before I signed this form and is true and correct. I examined this form in the United States after review and evaluation by me or other officials of the school of the student's application, transcripts, or other records of status taken and proof of financial responsibility, which have occurred at the school prior to the execution of this form. The school has determined that the above named student's qualifications meet all standards for admission to the school and the student will be required to pursue a full program of study as defined by 8 CFR 214.2(f)(6). I am a designated school official of the above named school and am authorized to issue this form.			
SIGNATURE OF School Official, DIVE		DATE ISSUED 04 May 2016	PLACE ISSUED Ft. Washington, PA
STUDENT ATTESTATION			
I have read and agreed to comply with the terms and conditions of my admission and those of any extension of stay. I certify that all information provided on this form is true specifically to me and to me and correct to the best of my knowledge. I certify that I seek to enter or remain in the United States temporarily, and solely for the purpose of pursuing a full program of study at the school named above. I also authorize the named school to release any information from my records needed by DHS pursuant to 8 CFR 214.8(g) to determine my nonimmigrant status. Parent or guardian, and student, must sign if student is under 21.			
SIGNATURE OF Student, Dang, H.		DATE	
SIGNATURE OF PARENT OR GUARDIAN		ADDRESS (city/state or post-office/country)	
SIGNATURE		DATE	

Is your program correct?



Is your funding correct?



U.S. Immigration and Customs Enforcement FORM NO. I-20-0210

SEVIS ID: N0004720633 (F-1) NAME: Student Sample

EMPLOYMENT AUTHORIZATIONS

TYPE	FULL-PART-TIME	STATUS	START DATE	END DATE
OPT	PART-TIME	ADMITTED	01 JULY 2018	31 JULY 2028

EMPLOYER INFORMATION

TYPE	AUTHORIZATION DATES
OPT	01 JULY 2018 - 31 JULY 2018

EMPLOYER NAME	START DATE	END DATE	CITY & STATE
OPTY applicant John	01 JULY 2018	31 JULY 2018	Belington, VA

CHANGE OF STATUS/CAP-GAP EXTENSION

AUTHORIZED REDUCED COURSE LOAD


CURRENT SESSION DATES

START OF CURRENT SESSION	CURRENT SESSION END DATE
01 JULY 2018	30 JUNE 2018

TRAVEL ENDORSEMENT

This page, when properly endorsed, may be used by the student to attend the same school after a temporary absence from the United States. Each endorsement is valid for one year.

SCHOOL OFFICIAL	TITLE	SIGNATURE	DATE ISSUED	PLACE ISSUED
		X		
		X		
		X		
		X		



Travel signature

U.S. Immigration and Customs Enforcement

OMB NO. 1073-0038

INSTRUCTIONS TO STUDENTS

STUDENT ATTENTION. You should read everything on this page carefully. Be sure that you understand the terms and conditions concerning your admission and stay in the United States as a nonimmigrant student before signing the student attestation on page 1 of the Form I-20 A-B. The law provides certain penalties for knowingly and willfully falsifying or concealing a material fact, or using any false document in the submission of this form.

FORM I-20. The Form I-20 (this form) is the primary document to show that you have been admitted to school in the United States and that you are authorized to apply for admission to the United States as F-1 class of admission. You must have your Form I-20 with you at all times. If you lose your Form I-20, you must request a new one from your designated school official (DSO) at the school named on your Form I-20.

VISA APPLICATION. You must give this Form I-20 to the U.S. consulate officer at the time you apply for a visa (unless you are exempt from visa requirements). If you have a Form I-20 from more than one school, be sure to present the Form I-20 for the school you plan to attend. Your visa will include the name of that school, and you must attend that school upon entering the United States. You must also provide evidence of support for tuition and living expenses while you are in the United States.

ADMISSIONS. When you enter the United States, you must present the following documents to the officer at the port of entry: 1) a Form I-20, 2) a valid F-1 visa (unless you are exempt from visa requirements); 3) a valid passport; and 4) evidence of support for tuition and living expenses while you are in the United States. The agent should return all documents to you before you leave the inspection area.

REPORT TO SCHOOL NAMED ON YOUR FORM I-20 AND VISA. If you first enter in the United States, you must report to the DSO at the school named on your Form I-20 and your F-1 visa (unless you are exempt from visa requirements). If you decide to attend another school before you enter the United States, you must present a Form I-20 from the new school to a U.S. consulate officer for a new F-1 visa that names the new school. Failure to report to the school, by the program start date on your Form I-20 may result in the loss of your student status and subject you to deportation.

EMPLOYMENT. Unlawful employment in the United States is a reason for terminating your F-1 status and deporting you from the United States. You may be employed on-campus at your school. You may be employed off-campus in seasonal practical training (OPT) if you have written permission from your DSO. You may apply to U.S. Citizenship and Immigration Services (USCIS) for off-campus employment authorization in these circumstances: 1) employment with an educational organization; 2) severe and protracted economic hardship; and 3) optional practical training (OPT) related to your degree. You must have written authorization from USCIS before you begin work. Contact your DSO for details. Your spouse or child (if classified) may not work in the United States.

PERIOD OF STAY. You may remain in the United States while taking a full course of study or during authorized employment after your program. F-1 status ends and you are required to leave the United States on the earliest of the following dates: 1) the program end date on your Form I-20 plus 60 days; 2) the end date of your OPT plus 60 days; or 3) the termination of your program for any other reason. Contact your DSO for details.

EXTENSION OF PROGRAM. If you cannot complete the education program by the program end date on page 1 of your Form I-20, you should contact your DSO at least 15 days before the program end date to request an extension.

SCHOOL TRANSFER. To transfer schools, first notify the DSO at the school you are attending of your plan to transfer, then obtain a Form I-20 from the DSO at the school you plan to attend. Return the Form I-20 from the new school to the DSO at that school within 15 days after beginning attendance at the new school. The DSO will then report the transfer to the Department of Homeland Security (DHS). You must enroll in the new school at the next available start date. The DSO at the new school must update your registration in SEVIS.

NOTICE OF ADDRESS. When you arrive in the United States, you must report your U.S. address to your DSO. If you move, you must notify your DSO of your new address within 10 days of the change of address. The DSO will update SEVIS with your new address.

REENTRY. F-1 students may leave the United States and return within a period of five months. To return, you must have: 1) a valid passport; 2) a valid F-1 student visa (unless you are exempt from visa requirements); and 3) your Form I-20, page 2, properly validated for reentry by your DSO. If you have been out of the United States for more than five months, contact your DSO.

AUTHORIZATION TO RELEASE INFORMATION BY SCHOOL. DHS requires your school to provide DHS with your name, country of birth, current address, immigration status, and certain other information on a regular basis on upon request. Your signature on the Form I-20 authorizes the school to release such information from your records.

PENALTY. To maintain your nonimmigrant student status, you must: 1) remain a full-time student at your authorized school; 2) engage only in authorized employment; and 3) keep your passport valid. Failure to comply with these regulations will result in the loss of your student status and subject you to deportation.

INSTRUCTIONS TO SCHOOLS

Failure to comply with 8 CFR 214.3(h) and 8 CFR 214.4 when issuing Form I-20 will subject you and your school to criminal prosecution. If you receive this form improperly, provide false information, or fail to follow required reports, DHS may withdraw its certification of your school for attendance by nonimmigrant students.

ISSUANCE OF FORM I-20. DSOs may issue a Form I-20 for any nonimmigrant your school has accepted for a full course of study of that program. It plans to apply to enter the United States as F-1 status. It is in the United States as an F-1 nonimmigrant and plans to transfer to your school, or it is in the United States and will apply to change nonimmigrant status to F-1. DSOs may also issue the Form I-20 to the spouse or child (under the age of 21) of an F-1 student to act in their or his/her name in the United States as an F-2 dependent. DSOs must sign where indicated at the bottom of page 2 of the Form I-20 to attest that the form is completed and issued in accordance with regulations.

ENDORSEMENT OF PAGE 1 FOR REENTRY. If there have been no substantive changes to information, DSOs may endorse page 2 of the Form I-20 for the student and/or the F-2 dependent to reenter the United States. If there have been substantive changes, the DSO should issue and sign a new Form I-20 that includes those changes.

RECORDKEEPING. DHS may request information concerning the student's immigration status for various reasons. DSOs should retain all evidence of academic ability and financial resources on which admission was based, and SEVIS shows the student record completed or terminated.

AUTHORITY FOR CHECKING INFORMATION. Authority for gathering the information on this and related student forms is contained in 8 U.S.C. 1301 and 2182. The Department of State and DHS use this information to determine eligibility for the benefits requested. The law provides severe penalties for knowingly and willfully falsifying or concealing a material fact, or using any false document in the submission of this form.

REPORTING BURDEN. U.S. Immigration and Customs Enforcement collects this information as part of its agency mission under the Department of Homeland Security. The information is used to review the instructions, search existing data sources, gather and maintain the needed data, and complete and review the collection of information in 30 minutes (30 hours) per response. An agency may not conduct or sponsor, and a person is not required to respond to, an information collection unless it bears a clearly marked OMB Control number. Send comments regarding this burden estimate or any other aspect of this collection of information, including suggestions for reducing this burden, to: Office of the Chief Information Officer/Forms Management Branch, U.S. Immigration and Customs Enforcement, 501 I Street NW, Stop 5000, Washington, DC 20536-5000. Do not send the form to this address.

- Keep your I-20 / DS2019 valid at ALL times.
- If you need an extension, see me **RIGHT AWAY**.
- Always remember to keep your old documents while you are in the US.
- Maintain full-time enrollment
 - Undergraduate students = 12 credits.
 - Graduate students = 9 credits.
 - **DO NOT WITHDRAW FROM CLASSES**
- Maintain satisfactory academic progress
- Need to change your program? See me immediately!
You need a new I20/DS2019 before you start your new program.
- DO NOT work without permission
- Report address changes within 10 days
- File a tax document even if you did not work




Emergencies happen, and you might need to stop your studies.

- With permission you can
 - withdraw from your classes and stay in the US for medical reasons.
 - drop your classes and temporarily return home.
- **You cannot drop your classes and stay in the US unless there is an approved medical reason.**
- Please contact me immediately if this situation occurs.



Online and “hyflex” classes

- International students can only take a limited number of online classes each semester.
- An undergraduate student must take three face to face classes, a graduate student two.
- Additional classes can be online.
- You must physically attend hyflex classes



CAN I WORK?

Maybe!



International student employment is limited. Types of authorized employment are:

- On- Campus Employment
- Off-campus Employment:
- Curricular Practical Training (CPT)
- Optional Practical Training (OPT)
- Severe Economic Hardship
- Internship with an international organization (UN, World Bank, etc.)



On Campus Employment

- You can work anywhere on campus.
- You cannot accept “work study” jobs because they are only available to US students who receive financial aid.
- You can only work 20 hours a week when school is in session.
- You may work multiple on-campus jobs, but not more than 20 hours a week in total
- See us if you have a job offer.



CPT- Curricular Practical Training for F1 students

- Work during your studies, such as an internship
- You must complete one year as an F1 student first
- Jobs must be related to your study program
- Can be paid or unpaid
- Each employer must offer you a work contract.
- If your job ends, or you quit or are fired, you **MUST** notify us immediately.



OPT- Optional Practical Training for F1 students

- Employment after you complete your studies
- You must complete one year as an F1 student
- Jobs must be related to your study program
- Paid or unpaid
- Apply for OPT about three months before you graduate
- You do not need a job offer to get OPT



Academic Training for J1 students

- Employment related to your study program after you complete your program
- Paid or unpaid
- AT length equal to program length up to 18 months
- Apply for AT before your program ends
- You **MUST HAVE** a job offer to get AT




NJCU Career Services

<https://www.njcu.edu/student-life/campus-services-resources/center-career-and-professional-development>



- You can only get a Social Security Number if you have a job offer.
- You **DO NOT NEED** an SSN to open a bank account or get a drivers license. We will help you get the necessary documents.



Summary of Do-Nots:

- Do not drop below full time without permission
- Do not change your major/ level of study without first receiving a new I-20/DS2019
- Do not work on or off-campus without permission
- Do not let your passport or I-20/ DS2019 expire.
- Do not change your address without notifying us.



Success Tips

- Education in the US is different!
You're not just learning things,
you're learning how to be a student.
- Connect with your advisor
- Attend every class and participate
- Manage your time wisely
- Respect Deadlines
- Connect with classmates and
network
- Use campus services



- **Questions?**



Next:

Trip on the Light Rail train to visit the School of Business, the Newport Mall, and the PATH stations to connect to NYC

