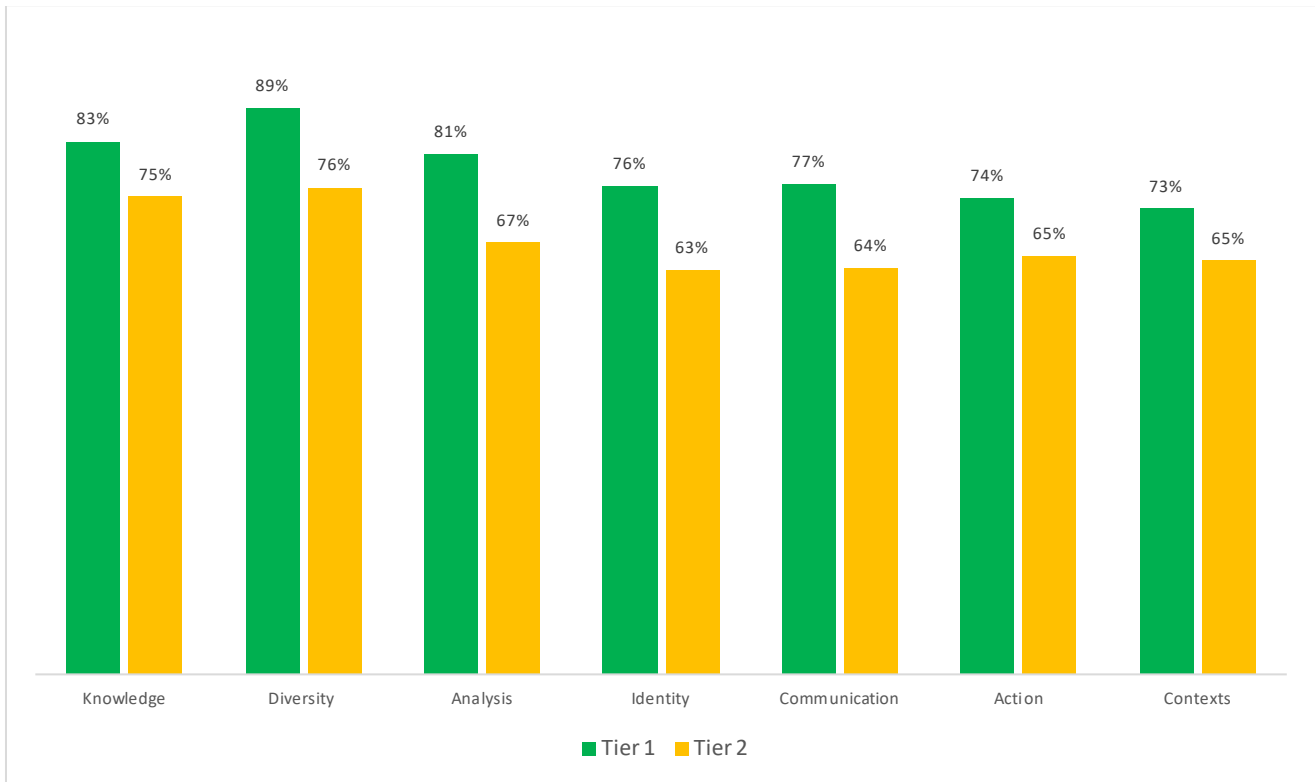


Civic Engagement and Intercultural Knowledge							Total with scores
Tier 1	4	3	2	1	0	NA	
Knowledge	2%	20%	61%	15%	2%	0	210
Diversity of Communities and Cultures	1%	24%	63%	9%	2%	0	209
Analysis of Knowledge	0%	20%	61%	15%	3%	0	210
Civic Identity and Commitment	0%	11%	65%	20%	4%	0	190
Civic Communication	1%	11%	65%	19%	4%	0	163
Civic Action and Reflection	0%	10%	64%	22%	4%	0	184
Civic Contexts/Structures	0%	9%	64%	23%	4%	0	184

Civic Engagement and Intercultural Knowledge							Total with scores
Tier 2	4	3	2	1	0	NA	
Knowledge	8%	67%	16%	8%	1%	0	130
Diversity of Communities and Cultures	9%	67%	18%	6%	0%	0	130
Analysis of Knowledge	7%	60%	24%	9%	0%	0	129
Civic Identity and Commitment	12%	52%	23%	12%	2%	0	128
Civic Communication	15%	49%	26%	9%	2%	0	129
Civic Action and Reflection	14%	52%	22%	11%	2%	0	130
Civic Contexts/Structures	14%	51%	24%	10%	2%	0	130

Civic Engagement and Intercultural Knowledge		
At or above benchmark	Tier 1	Tier 2
Knowledge	83%	75%
Diversity of Communities and Cultures	89%	76%
Analysis of Knowledge	81%	67%
Civic Identity and Commitment	76%	63%
Civic Communication	77%	64%
Civic Action and Reflection	74%	65%
Civic Contexts/Structures	73%	65%

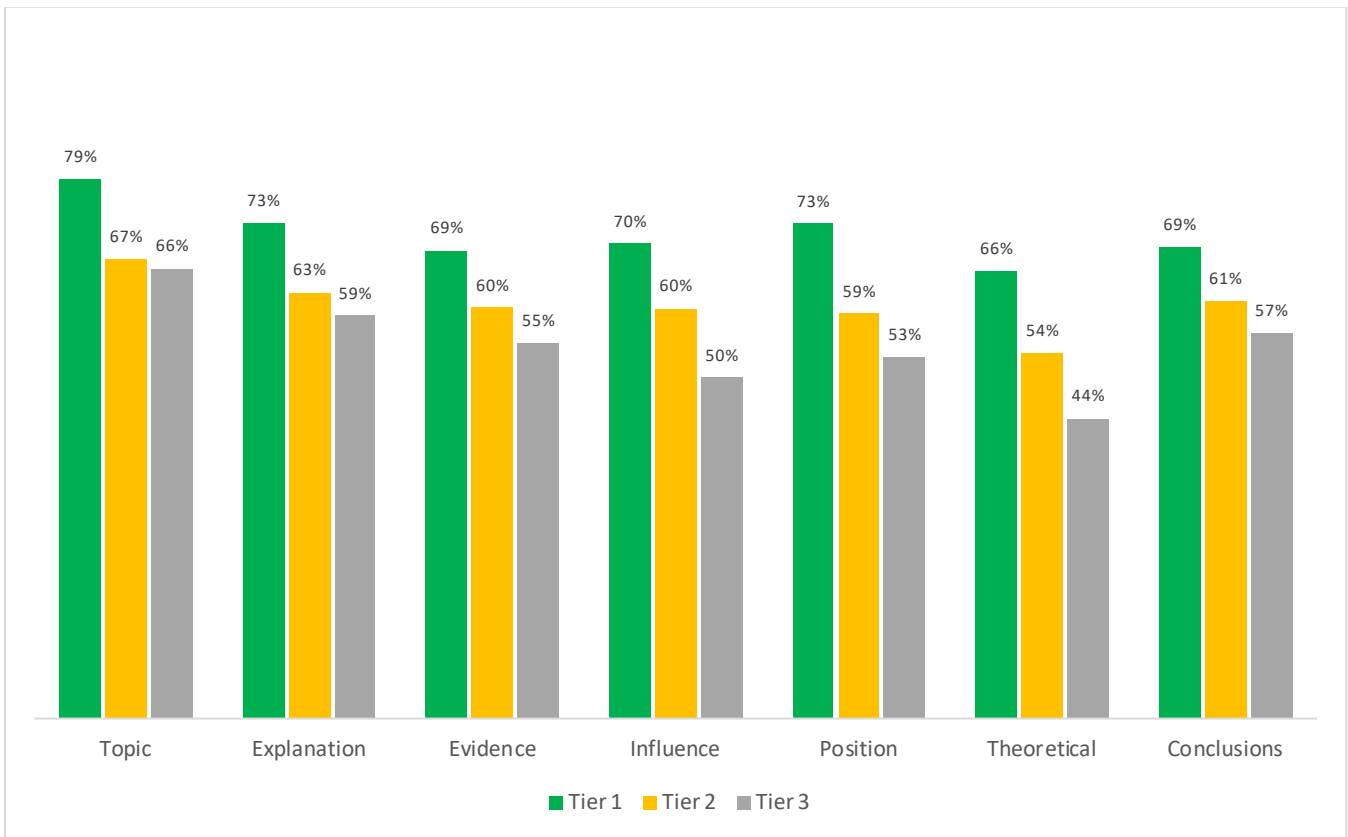


Critical Thinking and Problem Solving							
Tier 1	4	3	2	1	0	NA	Total with scores
Topic Identification and Management	2%	17%	60%	16%	5%	64	1171
Explanation of Issues	2%	17%	54%	21%	6%	23	1211
Evidence	1%	12%	56%	23%	8%	66	1164
Influence of Context and Assumptions	1%	12%	56%	23%	7%	63	1170
Student's Position	2%	16%	55%	21%	6%	17	1215
Theoretical Framework or Approach	1%	12%	53%	22%	12%	70	1160
Conclusions and Related Outcomes	1%	14%	54%	21%	9%	27	1206

Critical Thinking and Problem Solving							
Tier 2	4	3	2	1	0	NA	Total with scores
Topic Identification and Management	7%	60%	23%	6%	4%	2	567
Explanation of Issues	8%	54%	26%	7%	4%	2	560
Evidence	7%	53%	28%	7%	5%	2	558
Influence of Context and Assumptions	6%	54%	28%	7%	5%	17	547
Student's Position	11%	49%	29%	8%	5%	36	528
Theoretical Framework or Approach	6%	48%	32%	8%	7%	16	552
Conclusions and Related Outcomes	10%	52%	25%	8%	5%	2	565

Critical Thinking and Problem Solving							
Tier 3	4	3	2	1	0	NA	Total with scores
Topic Identification and Management	66%	18%	5%	9%	2%	1	100
Explanation of Issues	59%	22%	7%	5%	7%	1	100
Evidence	55%	25%	7%	8%	5%	1	100
Influence of Context and Assumptions	50%	29%	6%	7%	8%	1	100
Student's Position	53%	25%	9%	6%	7%	1	100
Theoretical Framework or Approach	44%	34%	9%	6%	7%	1	100
Conclusions and Related Outcomes	57%	23%	5%	8%	7%	0	99

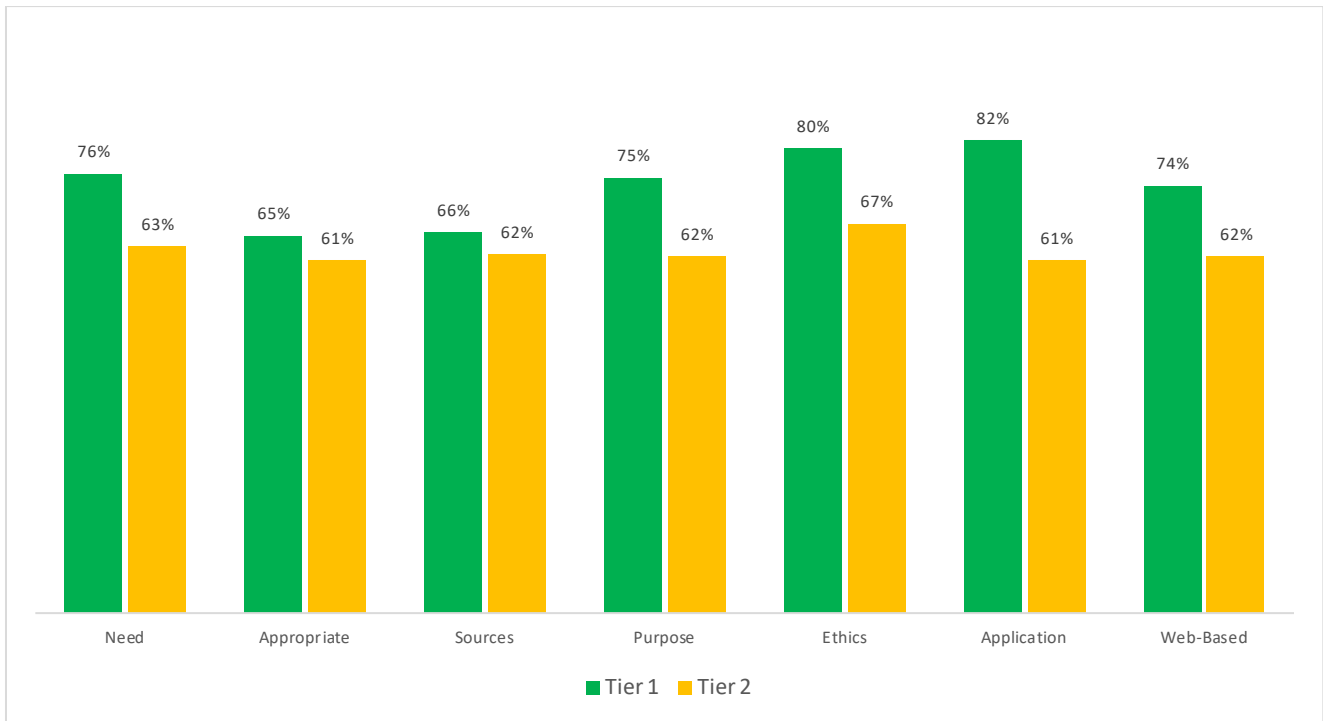
Critical Thinking and Problem Solving			
At or Above Benchmark	Tier 1	Tier 2	Tier 3
Topic Identification and Management	79%	67%	66%
Explanation of Issues	73%	63%	59%
Evidence	69%	60%	55%
Influence of Context and Assumptions	70%	60%	50%
Student's Position	73%	59%	53%
Theoretical Framework or Approach	66%	54%	44%
Conclusions and Related Outcomes	69%	61%	57%



Information Technology Literacy							
Tier 1	4	3	2	1	0	NA	Total with scores
Determine the Extent of Information and Technology Needed	0%	6%	70%	21%	3%	0	142
Access and Use Needed Information with Appropriate Strategies and Technologies	0%	8%	57%	32%	3%	0	141
Evaluate Sources and Applications of Information Critically	0%	5%	61%	26%	8%	0	155
Use Information Effectively to Accomplish a Specific Purpose, Using Technology as Needed	0%	2%	73%	22%	3%	0	158
Access and Use Information and Technology Ethically and Legally	0%	2%	78%	16%	3%	0	153
Application of Information Literacy and Technology Resources	0%	5%	77%	15%	3%	0	154
Evaluation of Web-Based and Technology Resources	0%	4%	70%	24%	2%	0	138

Information Technology Literacy							
Tier 2	4	3	2	1	0	NA	Total with scores
Determine the Extent of Information and Technology Needed	6%	57%	17%	10%	10%	0	167
Access and Use Needed Information with Appropriate Strategies and Technologies	5%	56%	20%	11%	8%	0	167
Evaluate Sources and Applications of Information Critically	7%	55%	20%	10%	8%	0	166
Use Information Effectively to Accomplish a Specific Purpose, Using Technology as Needed	6%	56%	21%	9%	8%	0	167
Access and Use Information and Technology Ethically and Legally	5%	63%	13%	12%	7%	0	166
Application of Information Literacy and Technology Resources	4%	57%	20%	8%	11%	0	167
Evaluation of Web-Based and Technology Resources	4%	57%	16%	11%	11%	0	167

Information Technology Literacy		
At or Above Benchmark	Tier 1	Tier 2
Determine the Extent of Information and Technology Needed	76%	63%
Access and Use Needed Information with Appropriate Strategies and Technologies	65%	61%
Evaluate Sources and Applications of Information Critically	66%	62%
Use Information Effectively to Accomplish a Specific Purpose, Using Technology as Needed	75%	62%
Access and Use Information and Technology Ethically and Legally	80%	67%
Application of Information Literacy and Technology Resources	82%	61%
Evaluation of Web-Based and Technology Resources	74%	62%

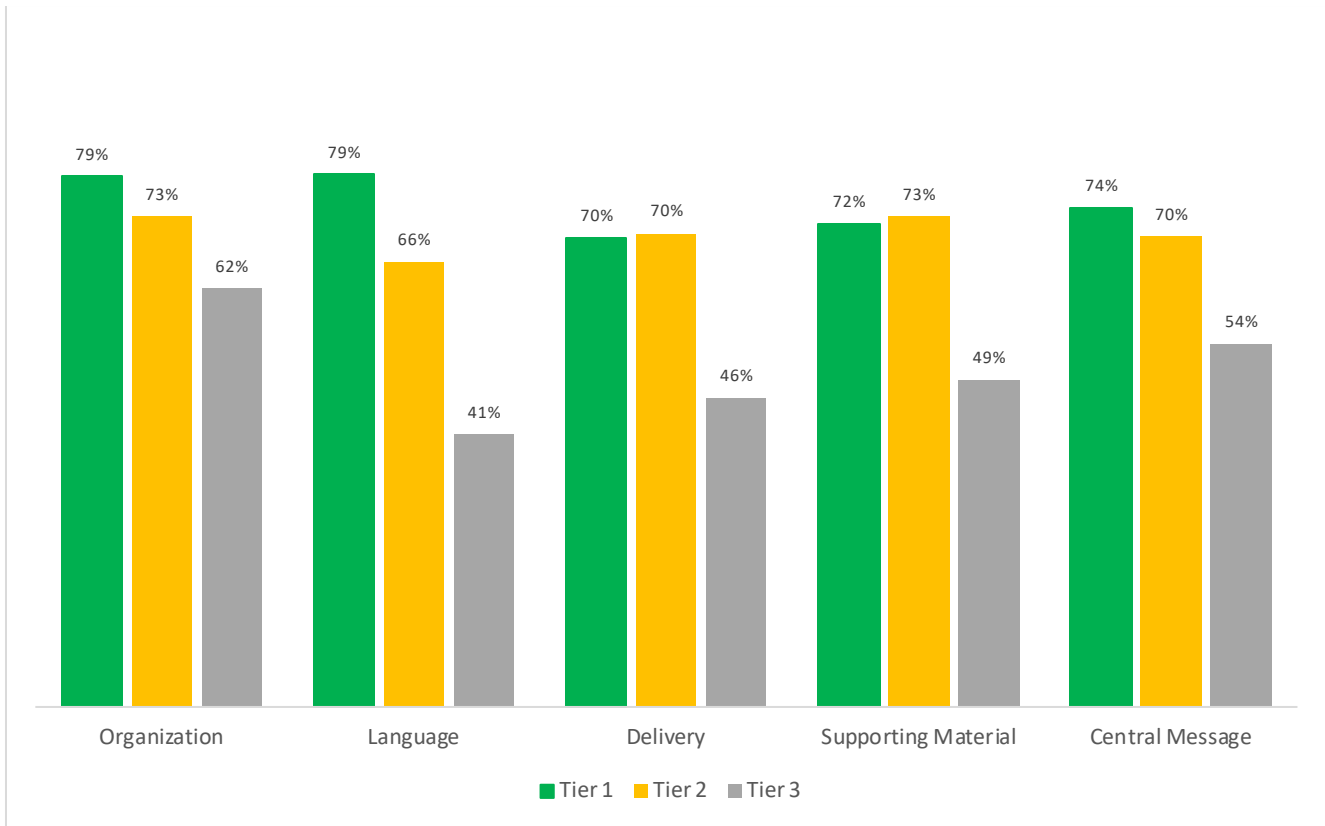


Oral Communication							Total with scores
Tier1	4	3	2	1	0	NA	
Organization	2%	10%	67%	20%	2%	0	241
Language	1%	8%	70%	16%	5%	0	240
Delivery	2%	10%	58%	22%	8%	0	241
Supporting Material	2%	13%	57%	21%	7%	0	241
Central Message	1%	13%	60%	23%	3%	0	240

Oral Communication							Total with scores
Tier2	4	3	2	1	0	NA	
Organization	20%	53%	22%	5%	0%	0	133
Language	23%	43%	23%	11%	0%	0	133
Delivery	28%	42%	16%	13%	1%	0	132
Supporting Material	27%	46%	18%	8%	1%	0	133
Central Message	22%	48%	23%	7%	0%	0	133

Oral Communication							Total with scores
Tier3	4	3	2	1	0	NA	
Organization	62%	32%	5%	0%	0%	0	37
Language	41%	35%	24%	0%	0%	0	37
Delivery	46%	32%	22%	0%	0%	0	37
Supporting Material	49%	38%	14%	0%	0%	0	37
Central Message	54%	38%	8%	0%	0%	0	37

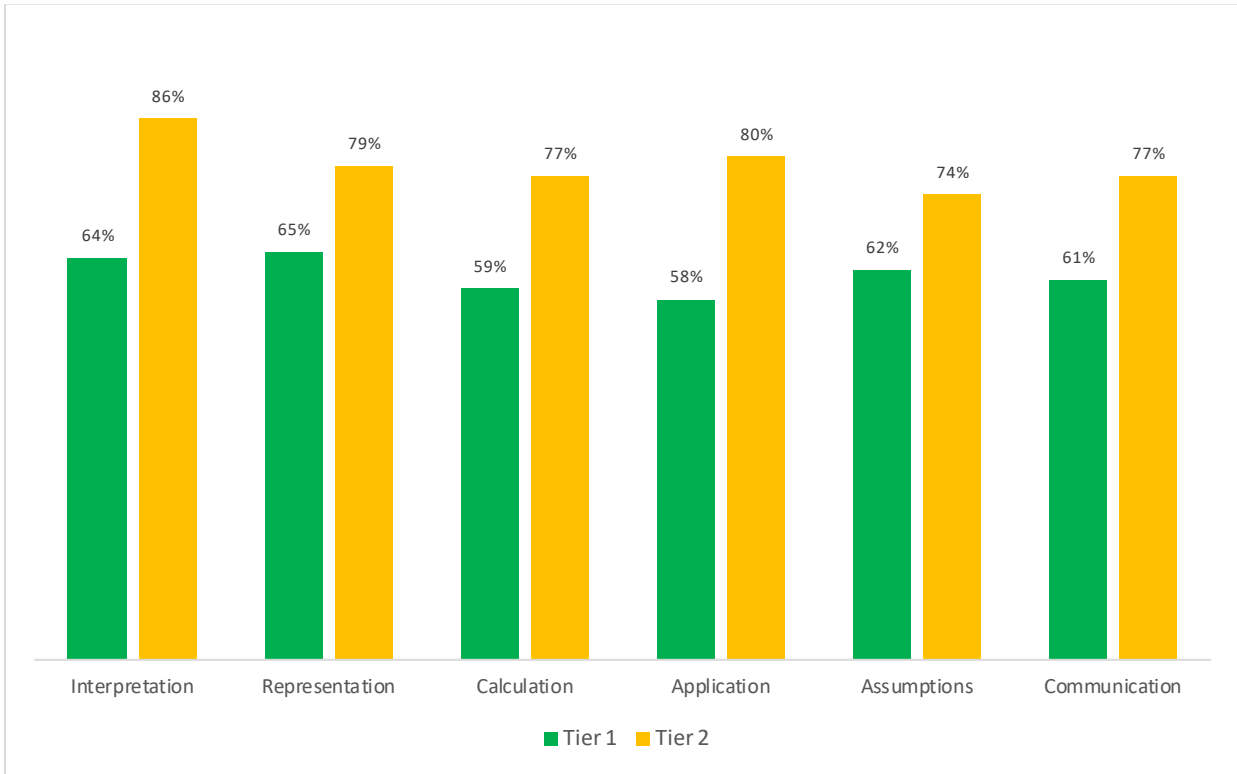
Oral Communication			
At or above benchmark	Tier 1	Tier 2	Tier 3
Organization	79%	73%	62%
Language	79%	66%	41%
Delivery	70%	70%	46%
Supporting Material	72%	73%	49%
Central Message	74%	70%	54%



Quantitative Literacy							Total with scores
Tier 1	4	3	2	1	0	NA	
Interpretation	1%	13%	50%	29%	7%	0	212
Representation	1%	11%	53%	24%	11%	0	212
Calculation	1%	10%	47%	28%	13%	0	211
Application/Analysis	1%	13%	44%	30%	13%	0	212
Assumptions	1%	8%	53%	28%	10%	0	212
Communication	1%	11%	49%	32%	7%	0	198

Quantitative Literacy							Total with scores
Tier 2	4	3	2	1	0	NA	
Interpretation	0%	86%	12%	2%	0%	0	66
Representation	0%	79%	20%	2%	0%	0	66
Calculation	0%	77%	21%	2%	0%	0	66
Application/Analysis	0%	80%	17%	3%	0%	0	66
Assumptions	0%	74%	23%	3%	0%	0	66
Communication	0%	77%	20%	3%	0%	0	66

Quantitative Literacy		
At or Above Benchmark	Tier 1	Tier 2
Interpretation	64%	86%
Representation	65%	79%
Calculation	59%	77%
Application/Analysis	58%	80%
Assumptions	62%	74%
Communication	61%	77%



Written Communication							Total with scores
Tier 1	4	3	2	1	0	NA	
Context of and Purpose for Writing	2%	15%	62%	16%	5%	0	945
Content Development	2%	13%	57%	21%	6%	0	944
Genre and Disciplinary Conventions	1%	13%	55%	25%	7%	0	944
Sources and Evidence	1%	11%	54%	25%	8%	0	945
Control of Syntax and Mechanics	2%	11%	53%	25%	8%	0	941

Written Communication							Total with scores
Tier 2	4	3	2	1	0	NA	
Context of and Purpose for Writing	7%	60%	20%	7%	5%	0	543
Content Development	9%	51%	26%	7%	6%	0	543
Genre and Disciplinary Conventions	7%	50%	28%	9%	6%	0	543
Sources and Evidence	11%	45%	29%	9%	7%	0	542
Control of Syntax and Mechanics	10%	48%	29%	6%	6%	0	543

Written Communication							Total with scores
Tier 3	4	3	2	1	0	NA	
Context of and Purpose for Writing	57%	27%	8%	5%	3%	0	107
Content Development	50%	33%	8%	6%	3%	0	107
Genre and Disciplinary Conventions	44%	38%	7%	5%	6%	0	107
Sources and Evidence	48%	26%	13%	5%	8%	0	107
Control of Syntax and Mechanics	31%	48%	7%	7%	7%	0	107

Written Communication			
At or Above Benchmark	Tier 1	Tier 2	Tier 3
Context of and Purpose for Writing	79%	68%	57%
Content Development	73%	60%	50%
Genre and Disciplinary Conventions	69%	58%	44%
Sources and Evidence	66%	56%	48%
Control of Syntax and Mechanics	67%	59%	31%

